



BENCHMARKING REPORT 2023

EXECUTIVE SUMMARY

In 2019, Academies Australasia College's (AAC) Academic Board developed a benchmarking system which is an integral part of measurement of AAC's student and graduate outcomes. The benchmarking process measures our student's and graduate outcomes against chosen benchmark from comparable local and international institutions.

AAC conducts a yearly benchmarking utilising a matrix that can be taken from industry, competitors, or AAC's past results. Aspect of the benchmarking may include student, course, department level or institutional level. Benchmarking scope and metrics will be pre-approved by the CEO subsequent to a consultation that involves the HOD-Exam, Academic Head, Programme Leaders and Quality Assurance Manager with the final approval done by the Academic Board.

This benchmarking exercise also complies with the Committee for Private Education (CPE) requirements for measurement of student and graduate outcomes, including the comparative analysis against relevant Graduate Employment Survey.

DATA AND ANALYSIS

QA department together with the HOD-Exam department was tasked with compiling available data and information relating to approved benchmark. Benchmarking analysis meeting was held on 19 Oct 2023. The review panel consisted of the CEO, HOD-Exam, Head of Academic, Programme Leaders and QA Manager.

This report draws on variety of sources, including AAC's Graduate Employment Survey 2021, CPE GES Survey 2019/2020 <https://www.ssg.gov.sg/cpe/ges.html> and Polytechnic Graduate Employment Survey 2021 <https://ges.polytechnic.edu.sg/PR/GES2021PR-Final.pdf>. Internal benchmark data are from AAC's FY2023.

Use of other statistics (i.e. best of 3 years average) is noted in the table finding.

BENCHMARK MATRIX

TERTIARY

Tertiary covers the following programmes:

- Advanced Diploma in Hospitality Management
- Advanced Diploma of Leadership and Management
- Advanced Diploma of Program Management
- Advanced Diploma of Information Technology
- Diploma in Tourism and Hospitality Management
- Diploma of Project Management
- Diploma of Information Technology
- Diploma of Leadership and Management

	Performance	Target %
Student Outcomes	% of student graduated (All Courses)	92%
	DTHM	88%
	ADTHM	91%
	ADLM	100%
	DLM	92%
	ADPM	94%
	DPM	NA
	DIT	84%
Graduate Outcomes	% of student employed or joined higher studies	92.2%

O-LEVEL

	Performance	Target %
Graduate Outcomes	% of students with :	
	<ul style="list-style-type: none"> ▪ 3 O-level pass ▪ MTL pass 	96.4%

BENCHMARK MATRIX

GPC - Primary

	Performance	Target %
Student Outcomes	% of students passed the internal monthly test	47%
Graduate Outcomes	% of students who joined MOE schools (AEIS 2022 & S-AEIS 2023)	43%

GPC- Secondary

	Performance	Target %
Student Outcomes	% of students who passed the internal monthly test	64%
Graduate Outcomes	% of students who joined MOE schools (AEIS 2022 & S-AEIS 2023)	70%

BENCHMARK MATRIX

ENGLISH – EFL

	Performance	Target %
Student Outcomes	% of students who passed the internal test	
	All levels	62%
	Foundation	75%
	Elementary	62%
	Pre-intermediate	63%
	Upper Intermediate	NA
Graduate Outcomes	% of students who passed intermediate level	80%

ENGLISH – IELTS

	Performance	Target %
Student Outcomes	% of students who passed the internal test	90%
Graduate Outcomes	% of students who passed with 5.0	90%

KEY FINDINGS

more than **70%**

Tertiary students
graduated their course

83%

IELTS students achieved
IELTS 5.0 score

less than **10%**

Cases of academic
related attrition

92%

*AAC Alumni stated that their current job
or studies is somewhat related to the
course they've completed at AAC

\$2270

*Median monthly salary
for AAC alumni

92%

*AAC Alumni employed or
joined higher studies 6 months
after completing their course

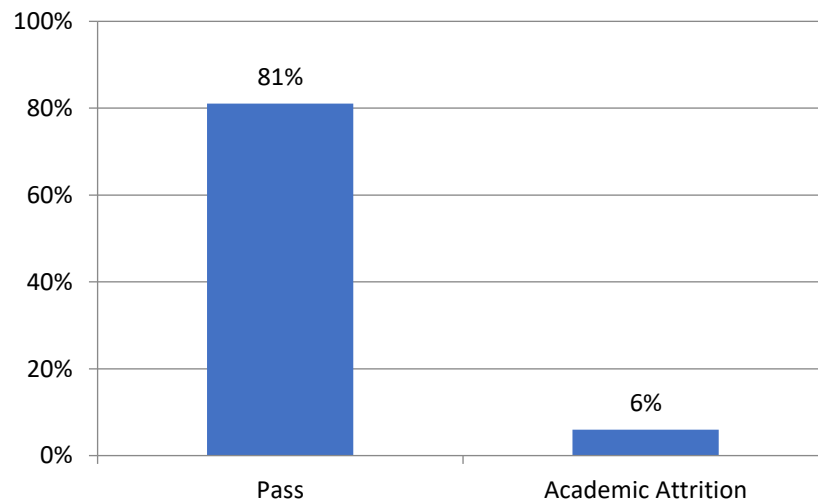
DIPLOMA IN TOURISM AND HOSPITALITY MANAGEMENT

Pass rate ¹	81%
Academically related attrition	4

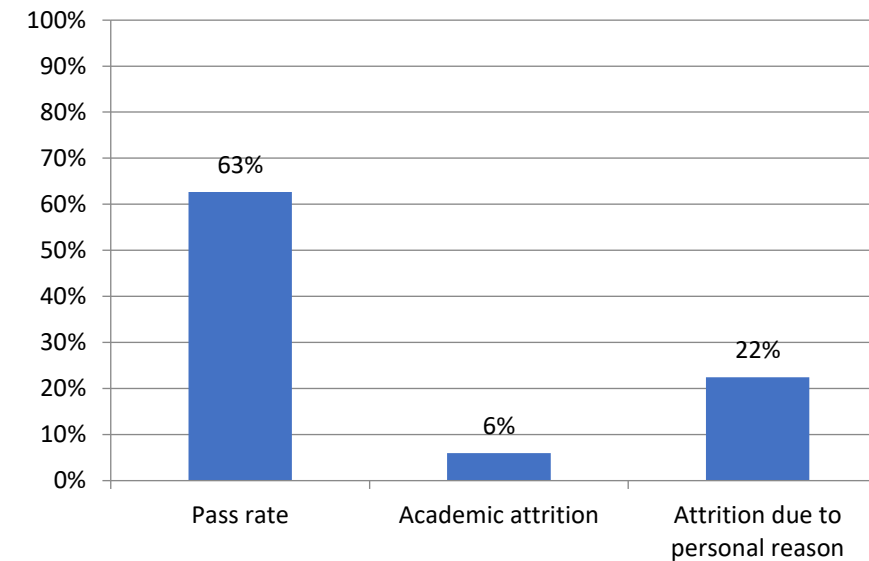
¹ excluding non-academic related attrition

Performance	%
% of student graduated (include those within and out of STiP)	81%
% of student graduated (within STiP)	63%

Pass rate excluding non-academic attrition



Pass rate of students



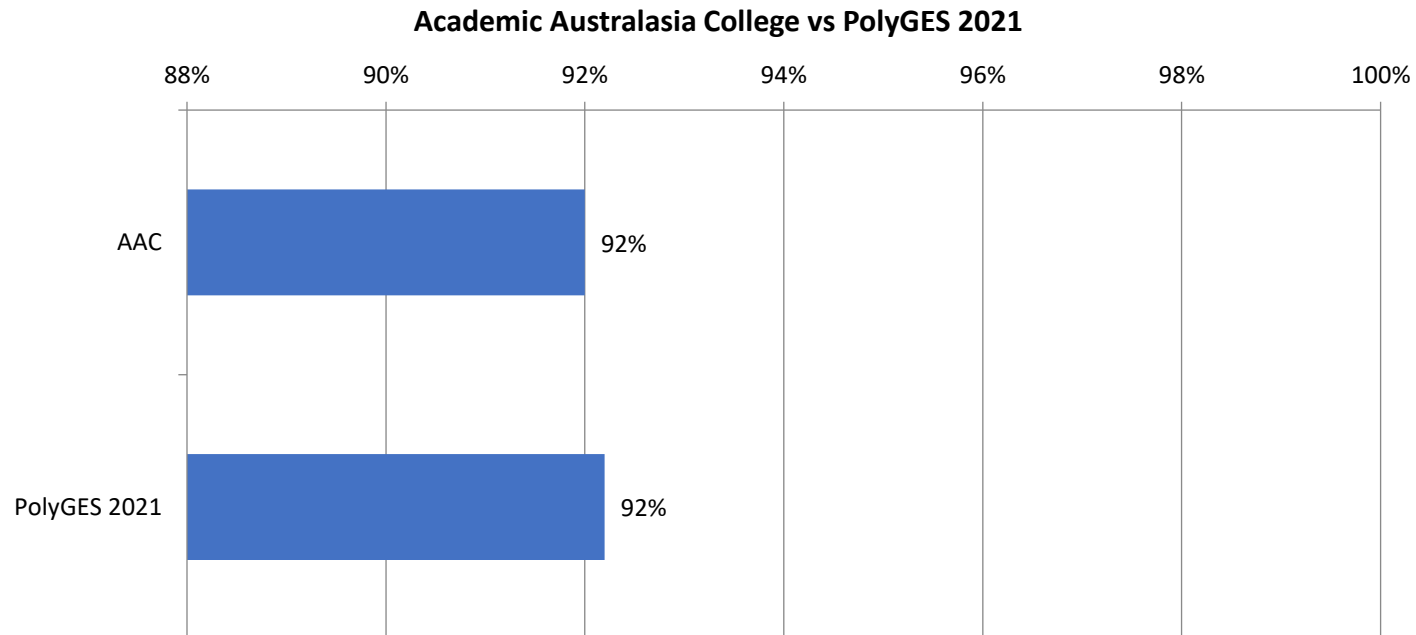
STiP = Stipulated Time Period

DIPLOMA IN TOURISM AND HOSPITALITY MANAGEMENT (GRADUATE OUTCOME)

AAC's % of graduand employed or joined higher studies ¹	92%
Polytechnic GES (PolyGES) 2021 [^]	92.2%

¹Based on graduands who responded to the survey

[^]Full-time permanent employment rate



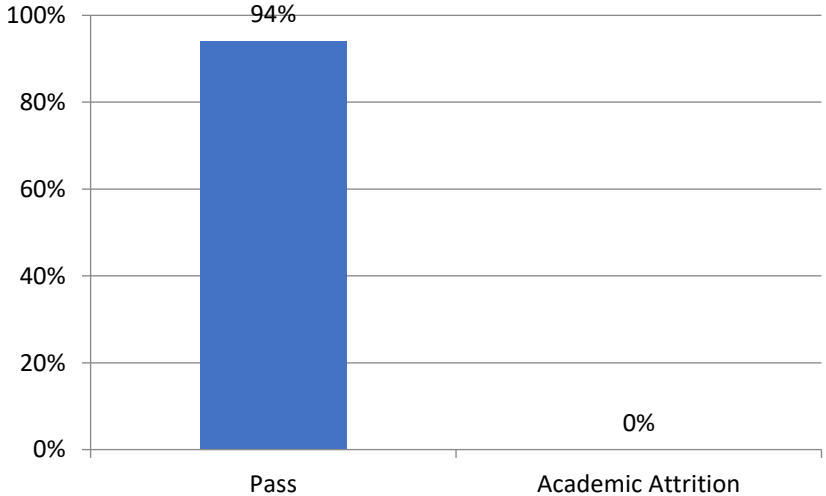
ADVANCED DIPLOMA IN TOURISM AND HOSPITALITY MANAGEMENT

Pass rate ¹	94%
Academically related attrition	0

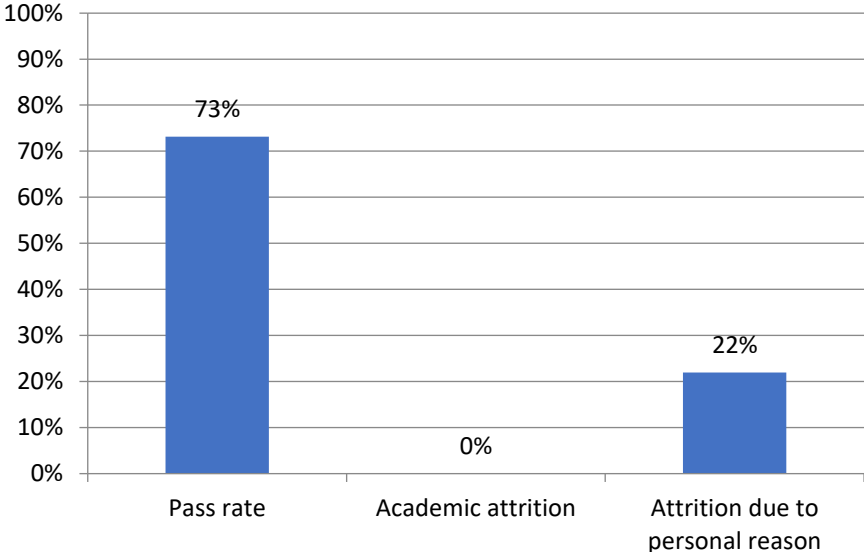
¹ excluding non-academic related attrition

Performance	%
% of student graduated (include those within and out of STiP)	94%
% of student graduated (within STiP)	88%

Pass rate excluding non-academic attrition



Pass rate of students

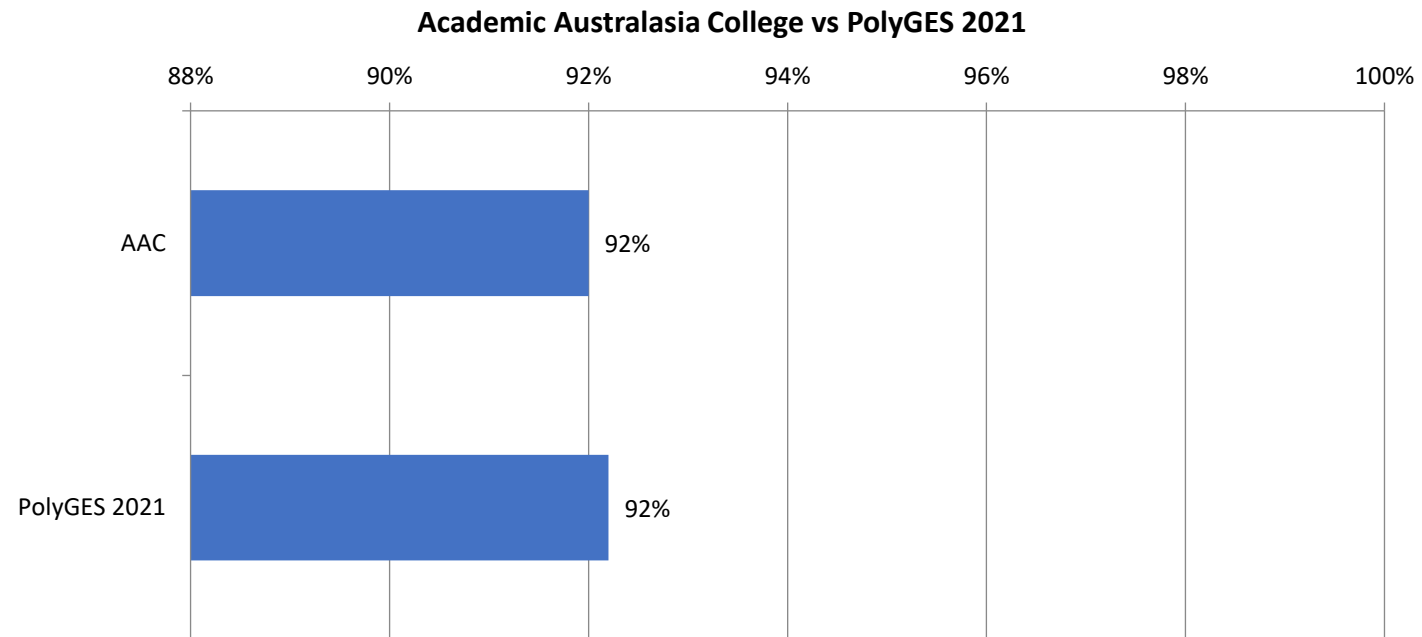


ADVANCED DIPLOMA IN TOURISM AND HOSPITALITY MANAGEMENT (GRADUATE OUTCOME)

AAC's % of graduand employed or joined higher studies ¹	92%
Polytechnic GES (PolyGES) 2021 [^]	92.2%

¹Based on graduands who responded to the survey

[^]Full-time permanent employment rate



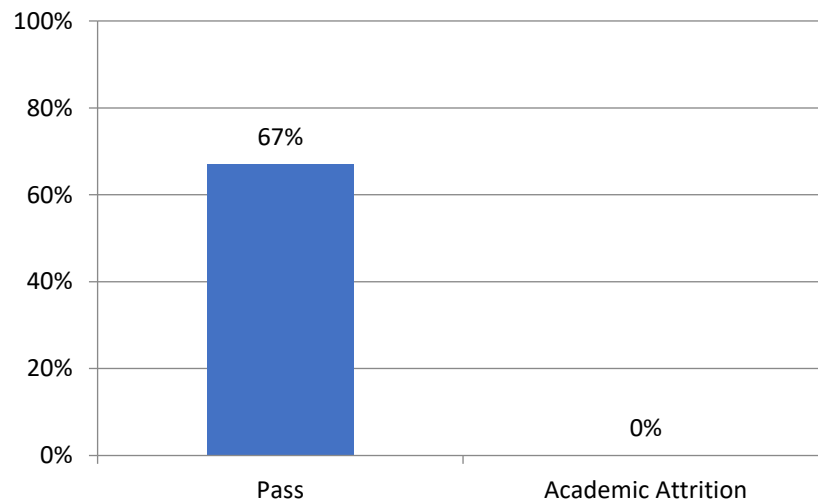
DIPLOMA OF BUSINESS MANAGEMENT & DIPLOMA OF LEADERSHIP MANAGEMENT

Pass rate ¹	67%
Academically related attrition	0

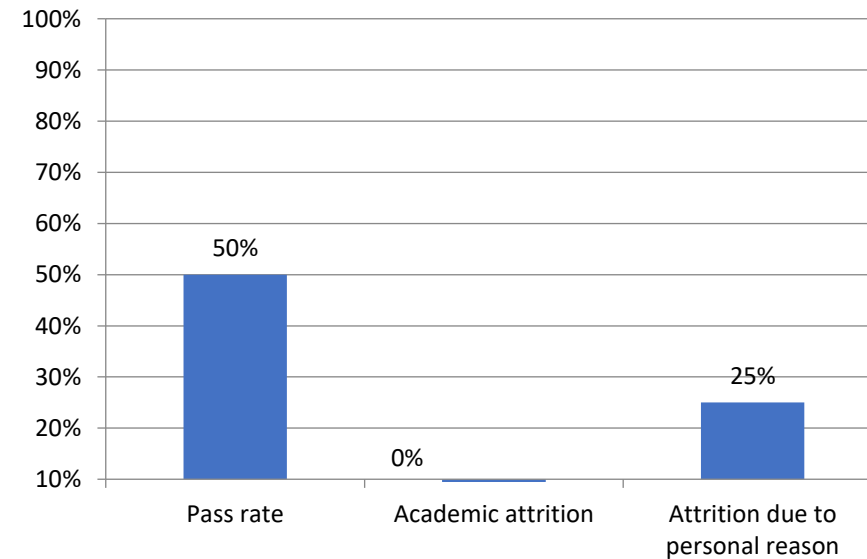
¹ excluding non-academic related attrition

Performance	%
% of student graduated (include those within and out of STiP)	67%
% of student graduated (within STiP)	67%

Pass rate excluding non-academic attrition



Pass rate of students



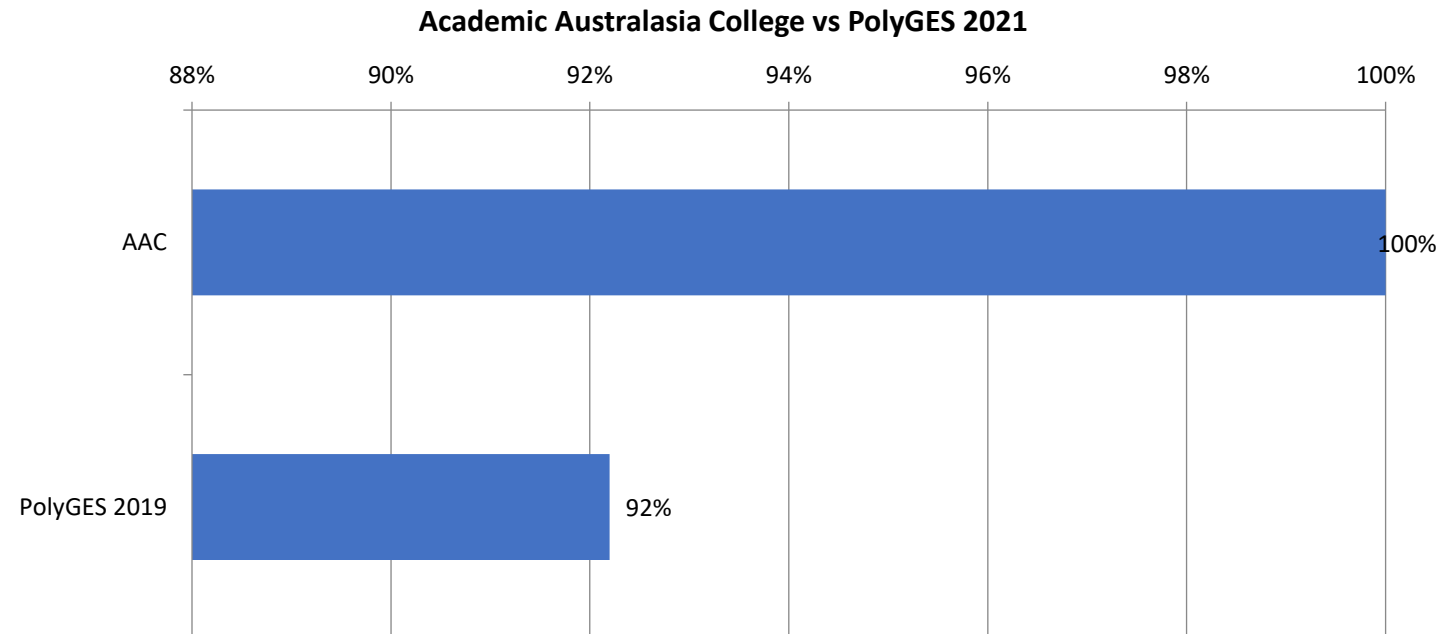
STiP = Stipulated Time Period

DIPLOMA OF LEADERSHIP AND MANAGEMENT (GRADUATE OUTCOME)

AAC's % of graduand employed or joined higher studies ¹	100%
Polytechnic GES (PolyGES) 2021 [^]	92.2%

¹Based on graduands who responded to the survey

[^]Full-time permanent employment rate



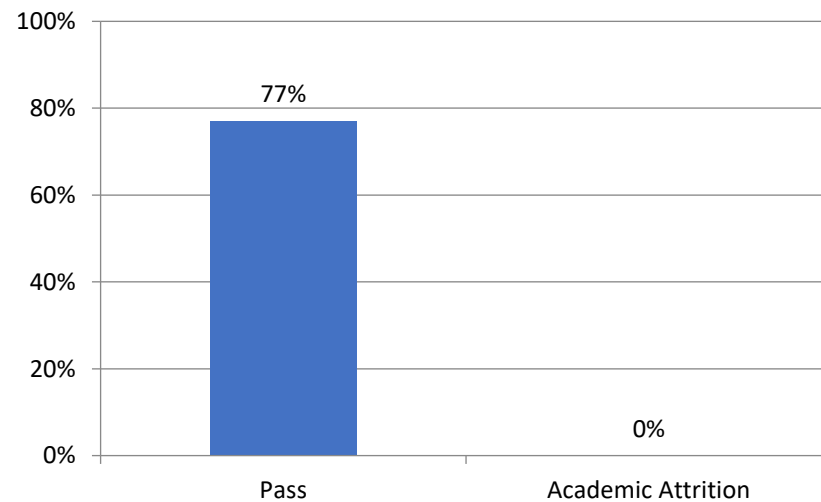
ADVANCED DIPLOMA OF PROGRAM MANAGEMENT

Pass rate ¹	77%
Academically related attrition	0

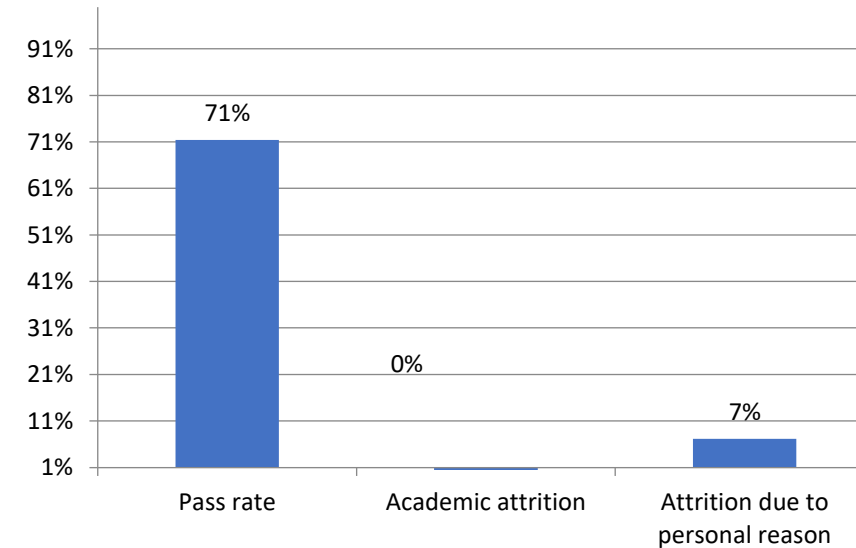
¹ excluding non-academic related attrition

Performance	%
% of student graduated (include those within and out of STiP)	77%
% of student graduated (within STiP)	77%

Pass rate excluding non-academic attrition



Pass rate of students



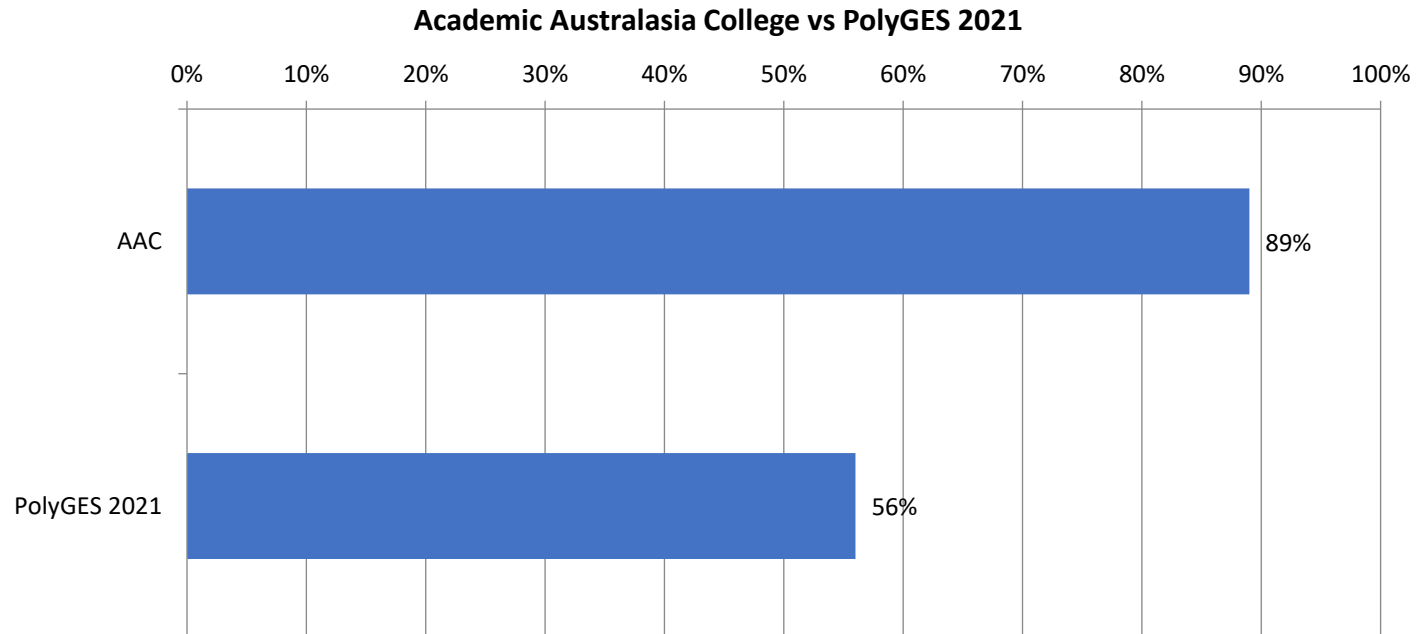
STiP = Stipulated Time Period

ADVANCED DIPLOMA OF PROGRAM MANAGEMENT (GRADUATE OUTCOME)

AAC's % of graduand employed or joined higher studies ¹	89%
Polytechnic GES (PolyGES) 2021 [^]	92.2%

¹Based on graduands who responded to the survey

[^]Full-time permanent employment rate



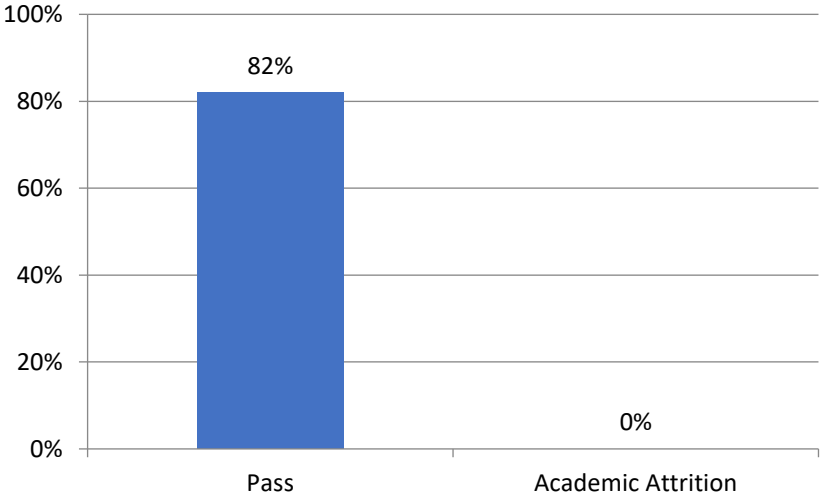
DIPLOMA OF INFORMATION TECHNOLOGY

Pass rate ¹	82%
Academically related attrition	0

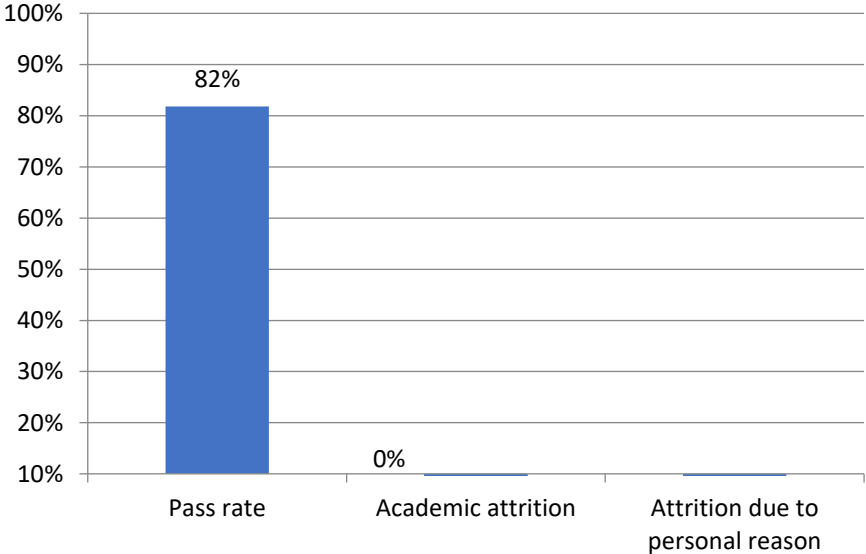
¹ excluding non-academic related attrition

Performance	%
% of student graduated (include those within and out of STiP)	82%
% of student graduated (within STiP)	82%

Pass rate excluding non-academic attrition



Pass rate of students



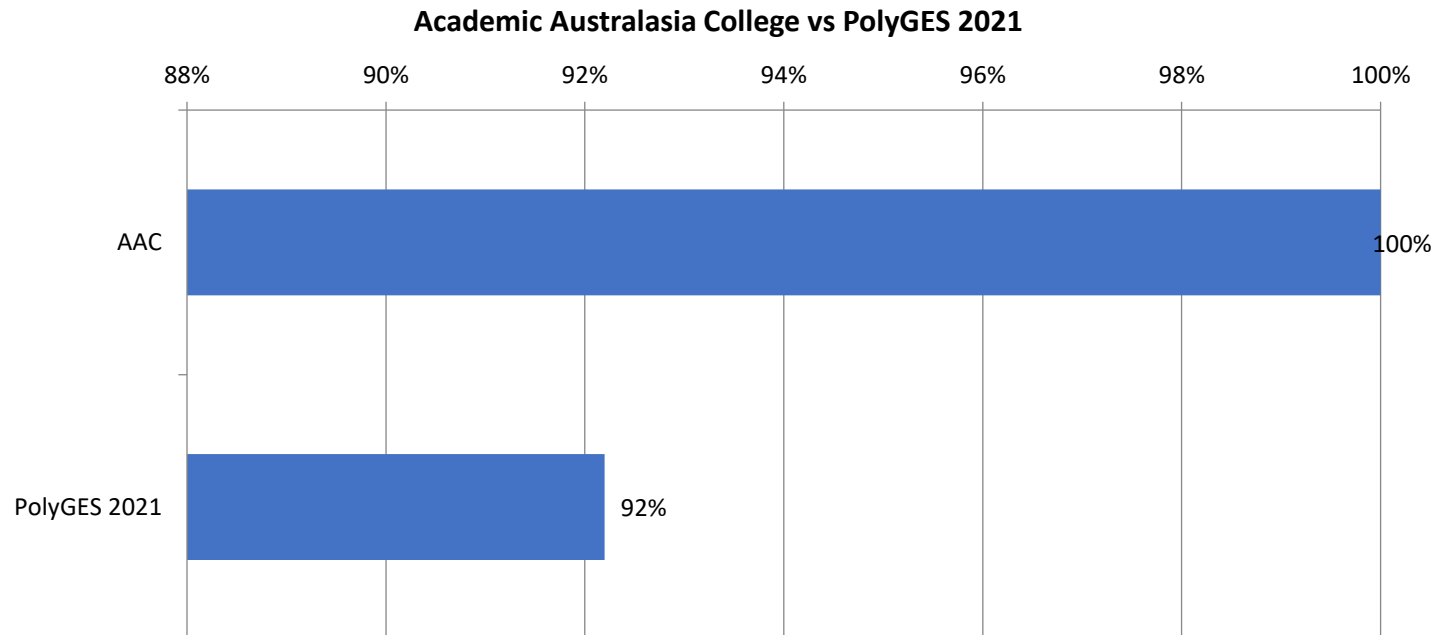
STiP = Stipulated Time Period

DIPLOMA OF INFORMATION TECHNOLOGY (GRADUATE OUTCOME)

AAC's % of graduand employed or joined higher studies ¹	100%
Polytechnic GES (PolyGES) 2021 [^]	92.2%

¹Based on graduands who responded to the survey

[^]Full-time permanent employment rate



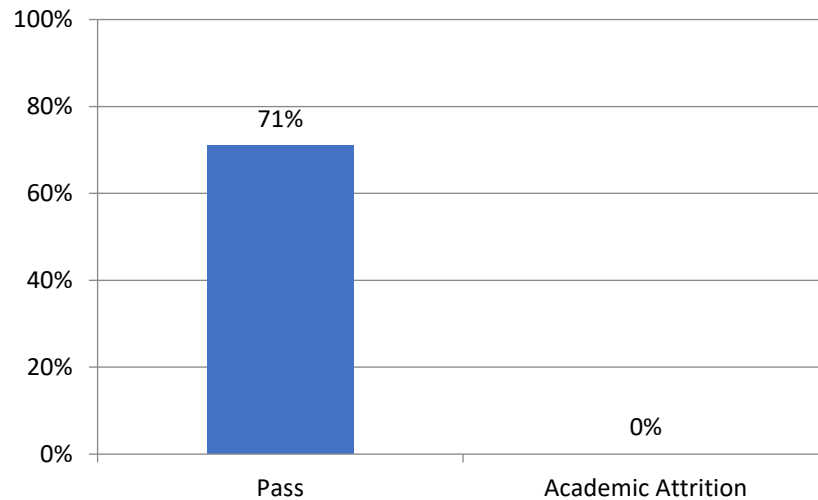
ADVANCED DIPLOMA OF INFORMATION TECHNOLOGY

Pass rate ¹	71%
Academically related attrition	0

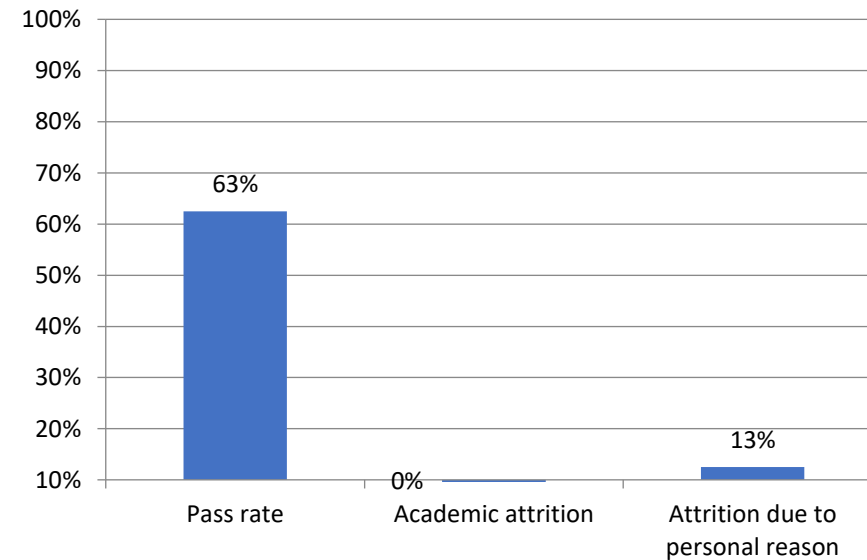
¹ excluding non-academic related attrition

Performance	%
% of student graduated (include those within and out of STiP)	71%
% of student graduated (within STiP)	71%

Pass rate excluding non-academic attrition



Pass rate of students



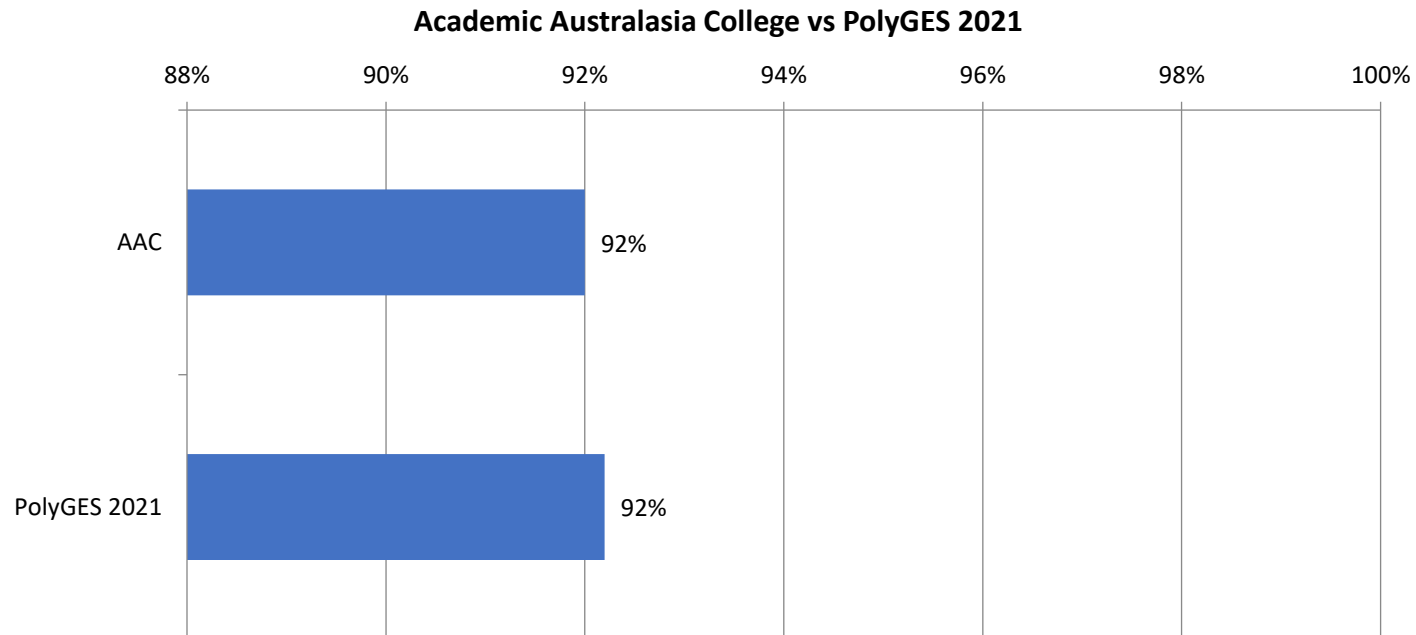
STiP = Stipulated Time Period

ADVANCED DIPLOMA OF INFORMATION TECHNOLOGY (GRADUATE OUTCOME)

AAC's % of graduand employed or joined higher studies ¹	92%
Polytechnic GES (PolyGES) 2021 [^]	92.2%

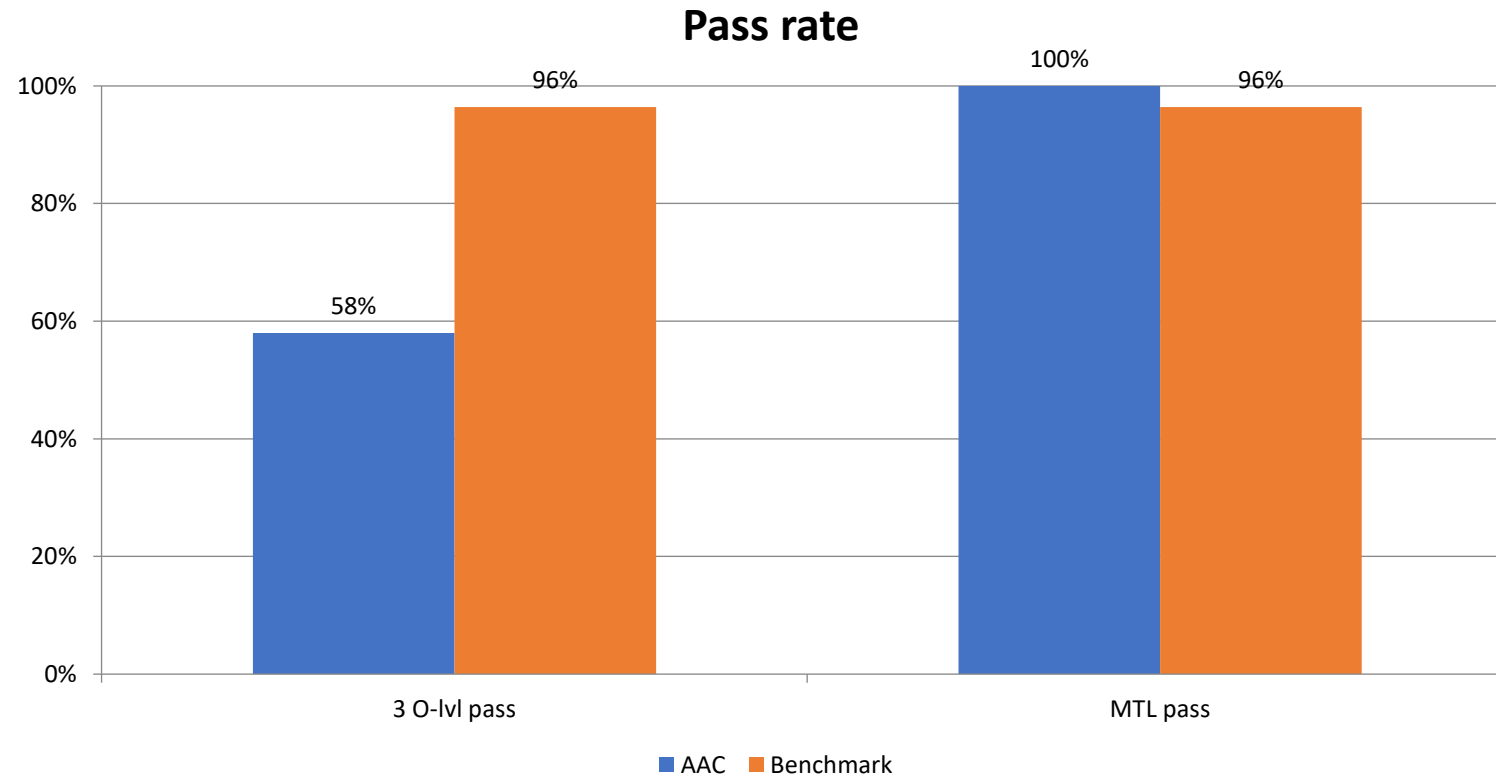
¹Based on graduands who responded to the survey

[^]Full-time permanent employment rate



O - LEVEL

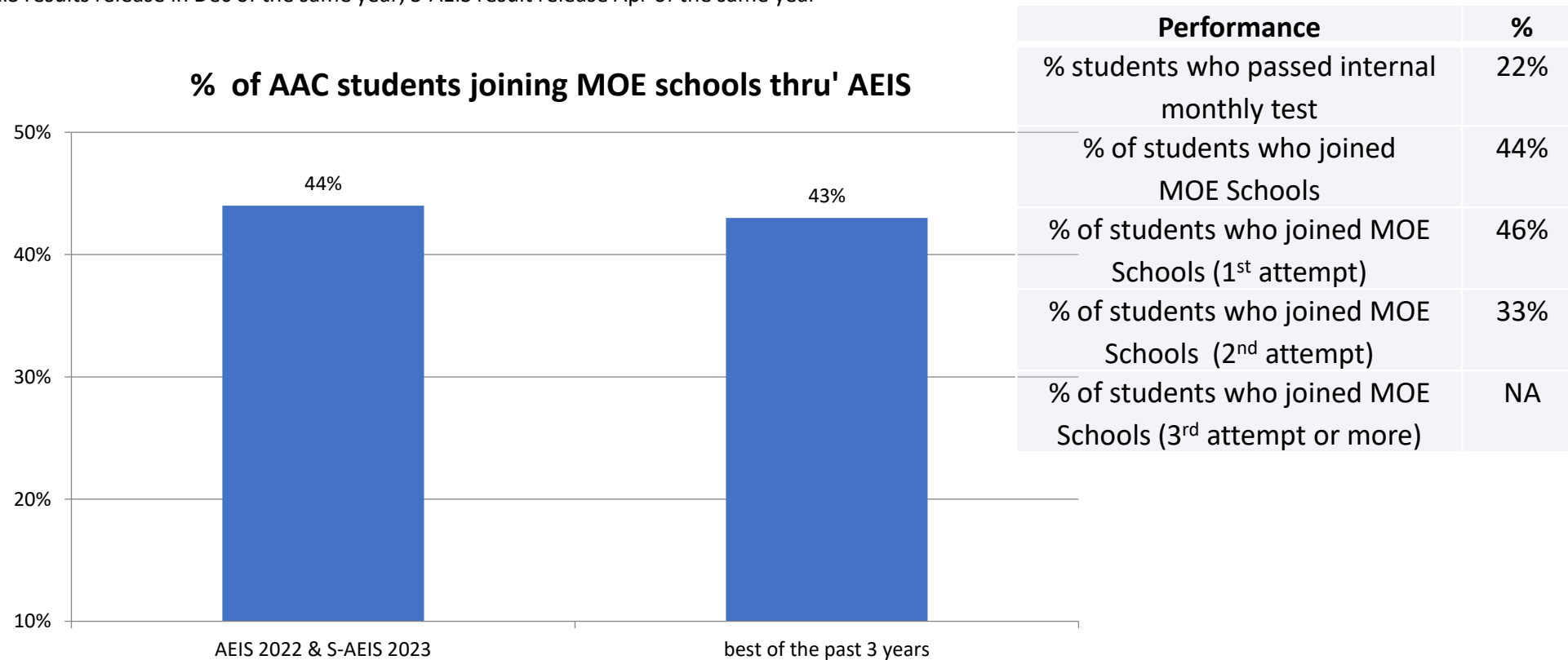
	3 O-level pass rate	MTL pass rate
Academies Australasia College	58%	100%
Benchmark (from Data.org.sg)	96.4%	96.4%



GPC – PRIMARY (GRADUATE OUTCOME)

Percentage of students joined MOE schools (AEIS 2022 & S-AEIS 2023 ¹)	44%
Benchmark (Best of AAC's past 3 years)	43%

¹ AEIS results release in Dec of the same year, S-AEIS result release Apr of the same year

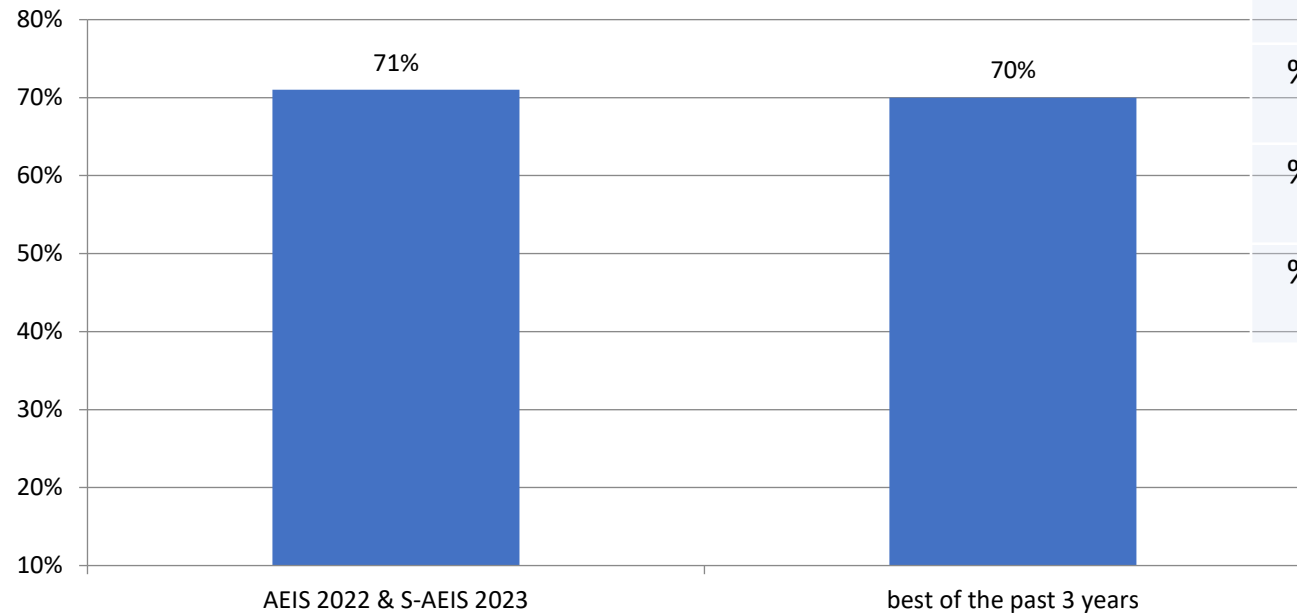


GPC – SECONDARY (GRADUATE OUTCOME)

Percentage of students joined MOE schools (AEIS 2022 & S-AEIS 2023 ¹)	71%
Benchmark (Best of AAC's past 3 years)	70%

¹ AEIS results release in Dec of the same year, S-AEIS result release Apr of the same year

% of AAC students joining MOE schools thru' AEIS



Performance	%
% students who passed internal monthly test	57%
% of students who joined MOE Schools	71%
% of students who joined MOE Schools (1 st attempt)	71%
% of students who joined MOE Schools (2 nd attempt)	NA
% of students who joined MOE Schools (3 rd attempt or more)	NA

EFL

ALL LEVELS

Percentage of students passed AAC EFL test (All levels)	80%
% of students who passed (1 st attempt)	78%
% of students who passed (2 nd attempt)	100%
% of students who passed (3 rd attempt or more)	NA
Benchmark (best of AAC's last 3 years)	62%

FOUNDATION

Percentage of students passed AAC EFL test (Foundation)	100%
% of students who passed (1 st attempt)	100%
% of students who passed (2 nd attempt)	NA
% of students who passed (3 rd attempt or more)	NA
Benchmark (best of AAC's last 3 years)	75%

ELEMENTARY

Percentage of students passed AAC EFL test (Elementary)	100%
% of students who passed (1 st attempt)	100%
% of students who passed (2 nd attempt)	NA
% of students who passed (3 rd attempt or more)	NA
Benchmark (best of AAC's last 3 years)	62%

PRE – INTERMEDIATE

Percentage of students passed AAC EFL test (Pre - Intermediate level)	75%
% of students who passed (1 st attempt)	67%
% of students who passed (2 nd attempt)	100%
% of students who passed (3 rd attempt or more)	NA
Benchmark (best of AAC's last 3 years)	63%

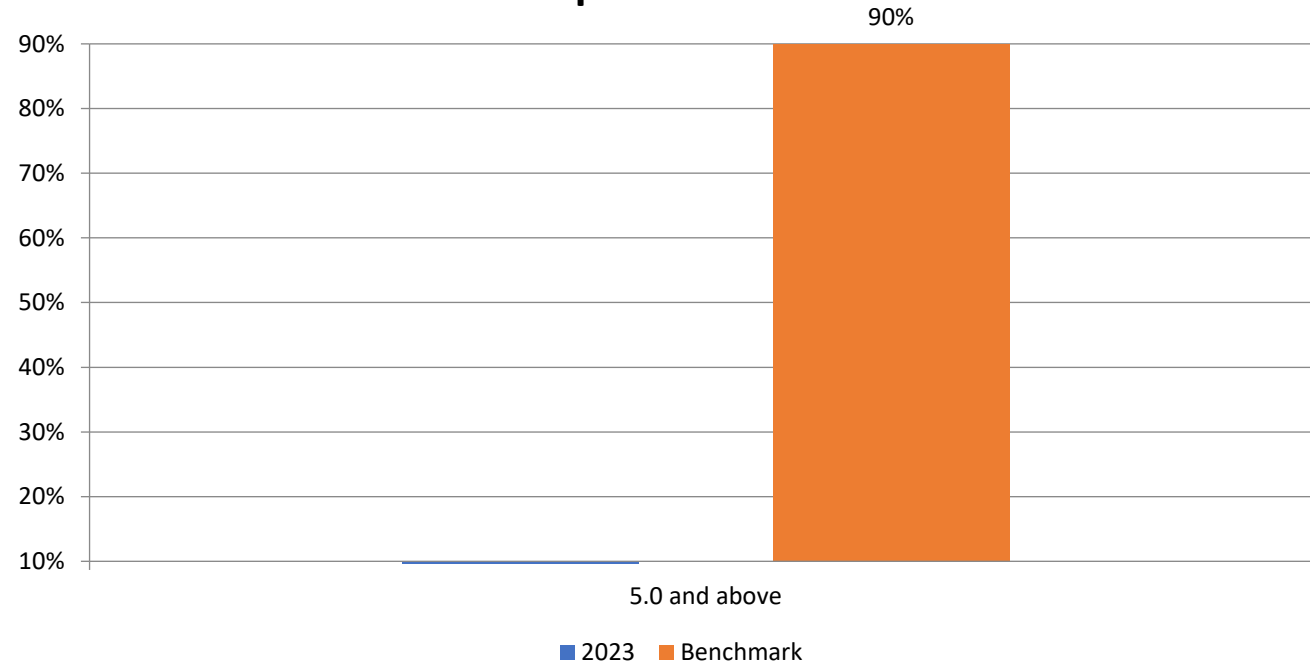
INTERMEDIATE

Percentage of students passed AAC EFL test (Intermediate level)	67%
% of students who passed (1 st attempt)	67%
% of students who passed (2 nd attempt)	NA
% of students who passed (3 rd attempt or more)	NA
Benchmark (best of AAC's last 3 years)	80%

IELTS

Percentage of students passed AAC IELTS test	NA (No students)
Benchmark (Best of AAC's past 3 years)	90%

Internal IELTS pass with 5.0 and above





ACADEMIES AUSTRALASIA

COLLEGE

www.aac.edu.sg